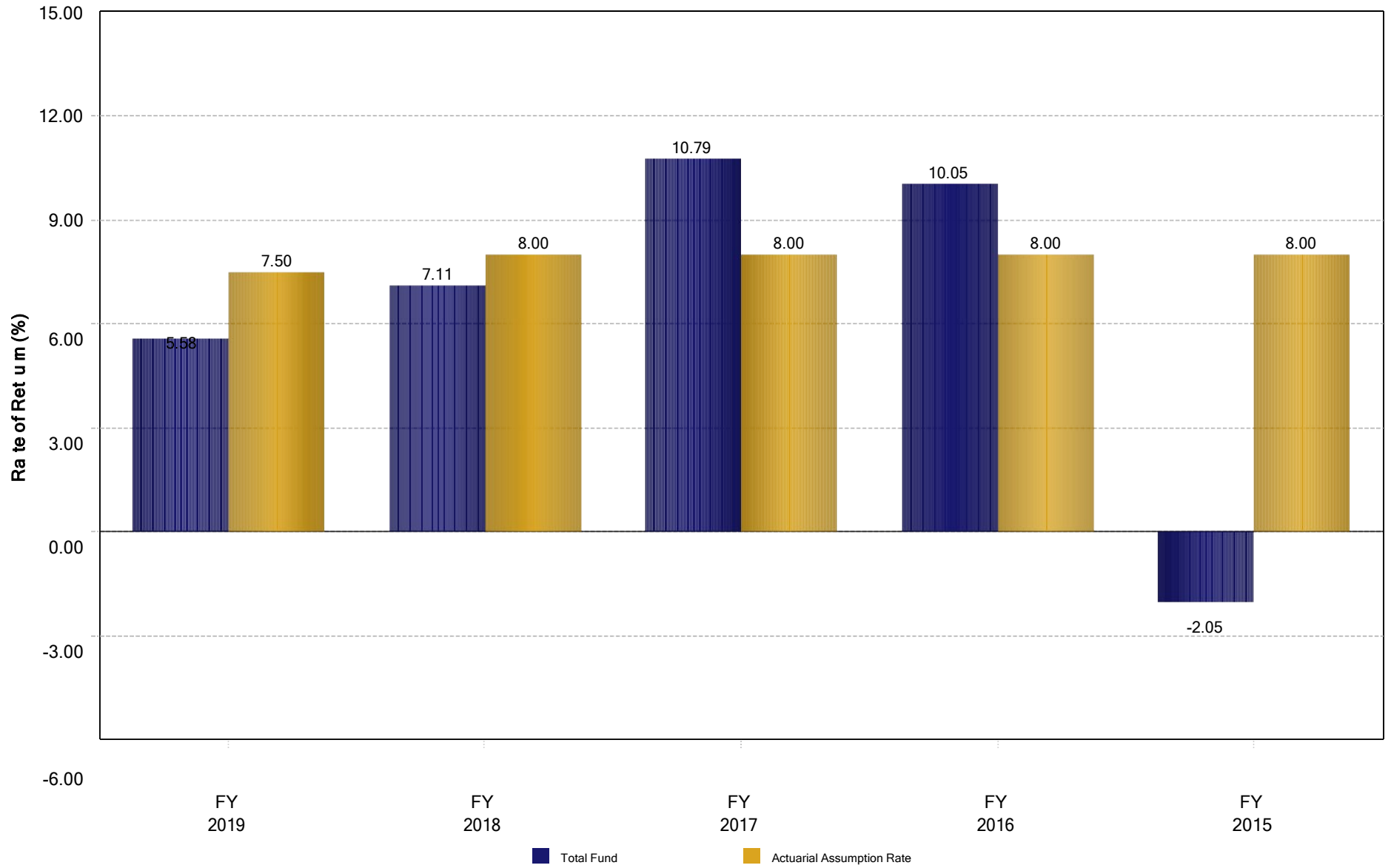


Cocoa Police Officers' Retirement System
Fiscal Year Rates of Return
September 30, 2019

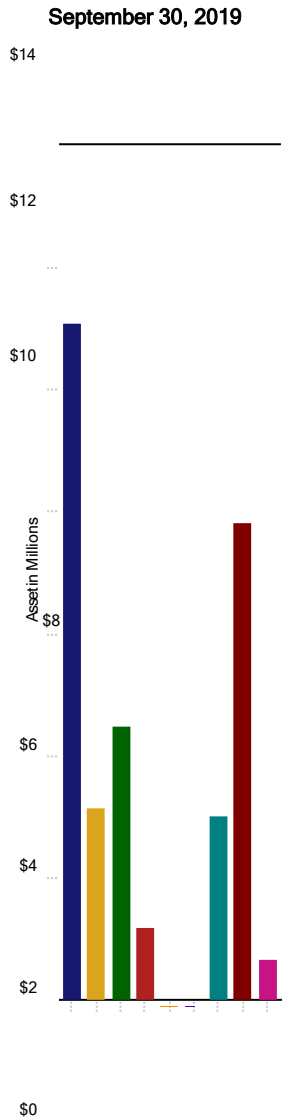


Disclosure: Actuarial assumption rate as of September 30, 2019. Past performance is not indicative of future results.

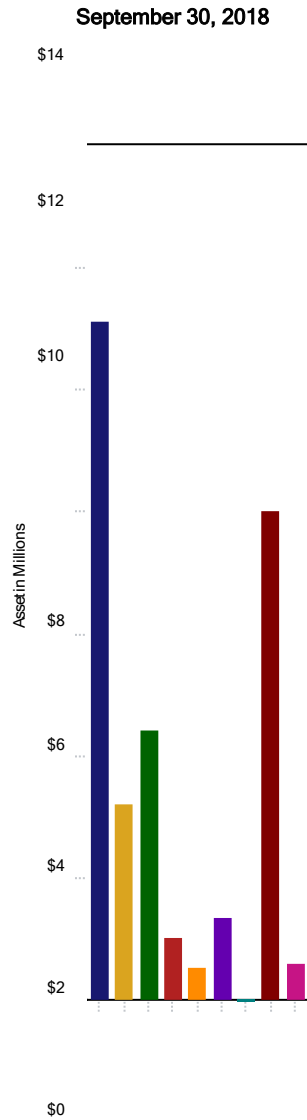
Cocoa Police Officers' Retirement System

Historical Asset Allocation

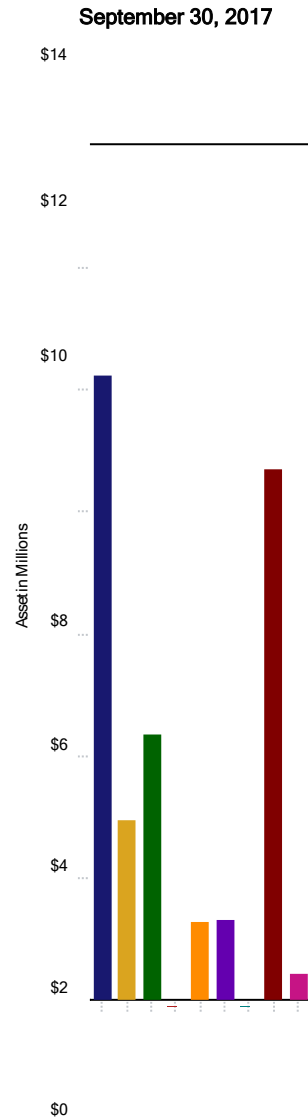
September 30, 2019



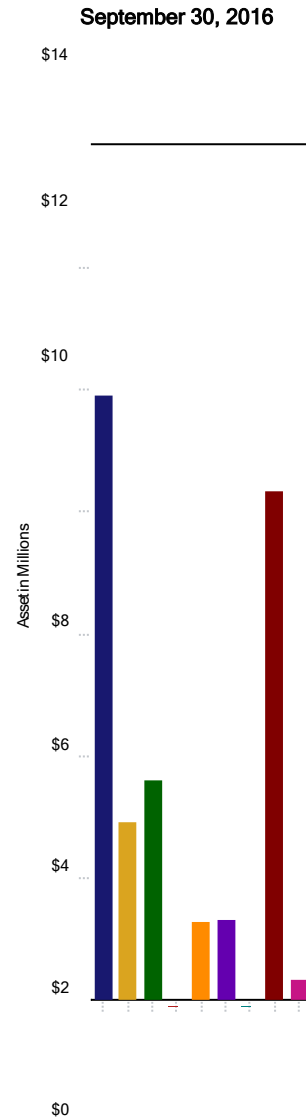
■ Domestic Equity	35.37
■ Convertibles	10.03
■ International Equity	14.25
■ Global Infrastructure	3.71
■ MLPs	0.00



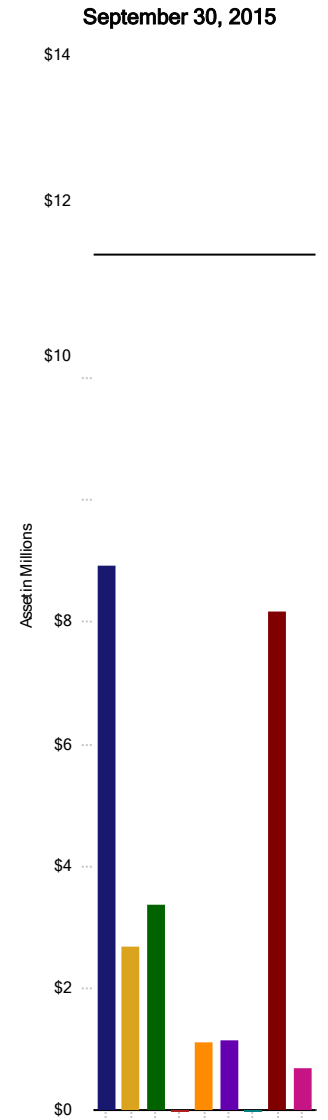
■ REITs	0.00
■ Real Estate (Private)	9.63
■ Fixed Income	24.95
■ Cash	2.06



■ Domestic Equity	36.75
■ Convertibles	10.63
■ International Equity	14.61
■ Global Infrastructure	3.34
■ MLPs	1.72



■ REITs	4.47
■ Real Estate (Private)	0.00
■ Fixed Income	26.49
■ Cash	1.99



■ Domestic Equity	35.03
■ Convertibles	10.12
■ International Equity	14.88
■ Global Infrastructure	0.00
■ MLPs	4.33

Cocoa Police Officers' Retirement System

Historical Asset Allocation

September 30, 2019

REITs	4.51
Real Estate (Private)	0.00
Fixed Income	29.72
Cash	1.41

Domestic Equity	35.80
Convertibles	10.57
International Equity	13.03
Global Infrastructure	0.00
MLPs	4.63
REITs	4.70
Real Estate (Private)	0.00
Fixed Income	30.13
Cash	1.13

Domestic Equity	34.19
Convertibles	10.30
International Equity	12.94
Global Infrastructure	0.00
MLPs	4.25
REITs	4.44
Real Estate (Private)	0.00
Fixed Income	31.24
Cash	2.64